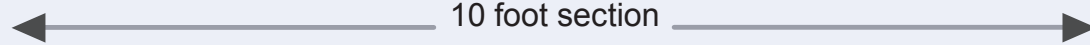
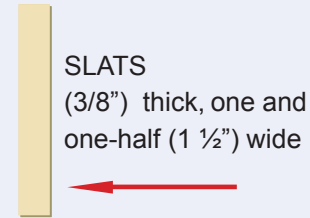


TYPICAL WOODEN SNOW/SAND FENCE


Slats shall be made of No. 1 aspen or spruce measuring three-eighths inches ($3/8$ ") thick, one and one-half ($1\ 1/2$ ") inches wide and forty-eight (48 ") inches high.



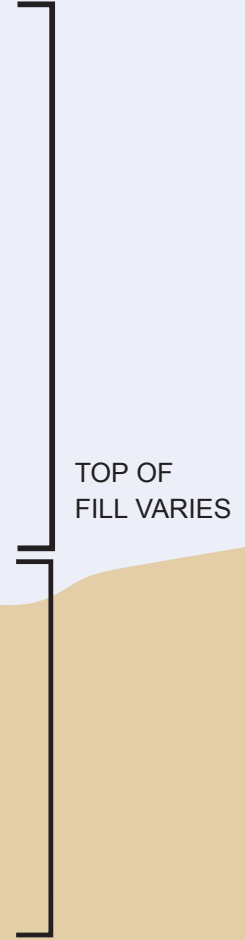
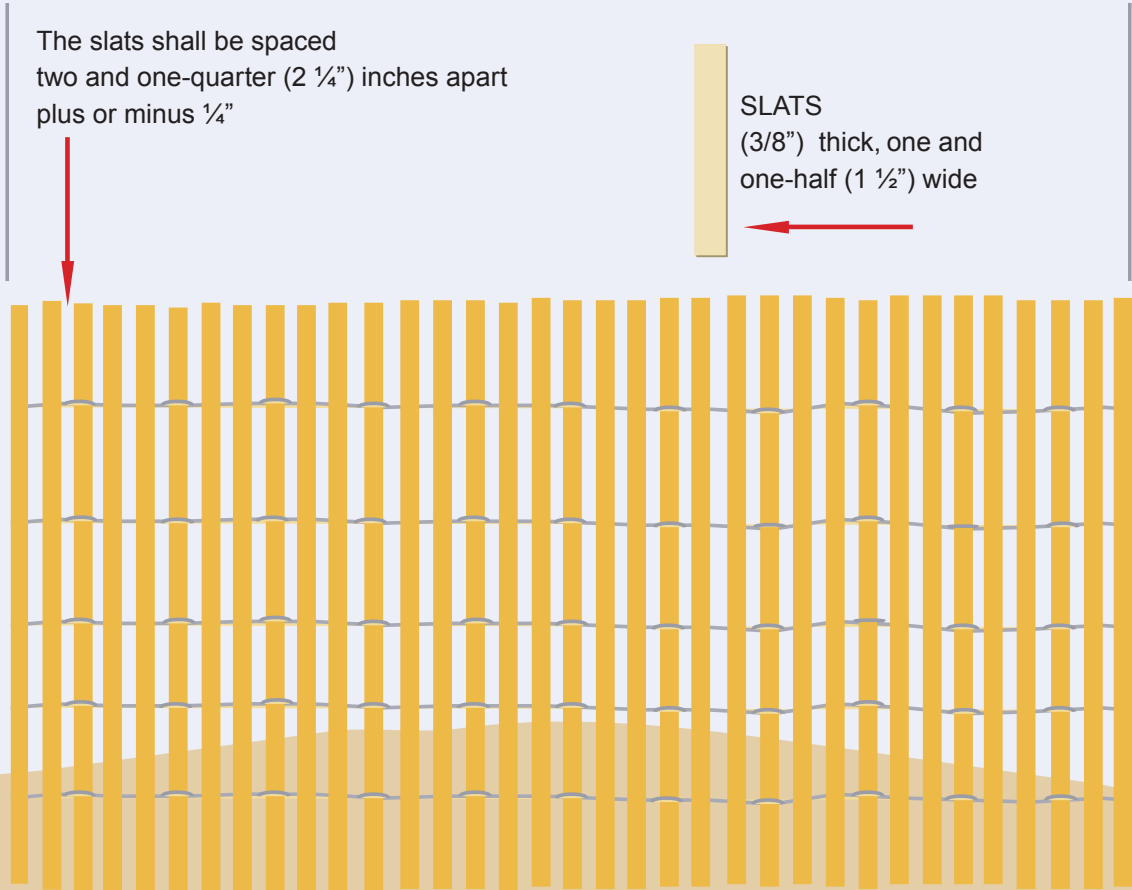
The slats shall be spaced two and one-quarter ($2\ 1/4$ ") inches apart plus or minus $1/4$ "



Snow fencing shall consist of wood slats woven together with five (or four) 2-wire strands of thirteen (13) steel wire gauge galvanized wire.



Not less than two (2) three hundred and sixty (360) degree twists of the wire in the weave between the slats



www.snowfencestore.com
Call: 800.878.7829
sales@snowfencestore.com